Quarterly Report on No-Frill Accounts

(July-September 2026)



Bangladesh Bank

Financial Inclusion Department

Quarterly Report on No-Frill Accounts

July 2026-September 2026

Advisor

Dr. Md. Habibur Rahman

Deputy Governor

Editor

Rup Ratan Pine

Executive Director (Grade-1)

Md. Iqbal Mohasin

Director (FID)

Team Members

Hasan Kazi Taufikur Rahman

Additional Director

Jhuma Rani

Joint Director

Shabuj Kumar Biswas

Deputy Director

Mahmudul Hasan

Assistant Director

Table of contents

List of Tables **iv**

List of Figures **v**

Acronyms **vi**

Executive Summary **vii**

Chapter 1: No-Frill Accounts **1**

Chapter 2: Tk.10/50/100 Accounts **2**

2.1 Different Categories of Tk. 10/50/100 Accounts 2

2.2 Quarterly Trend of Tk. 10/50/100 Accounts 2

2.2.1 No-Frill Accounts (NFAs) for the Farmers 2

2.2.2 NFAs for the Extreme Poor 3

2.2.3 NFAs for the Beneficiaries of the SSN Programs 3

2.2.4 NFAs Accounts for RMG Workers 4

2.3 Performance of the Banks regarding Tk. 10/50/100 Accounts 4

2.4 Top 5 Banks' Performance on Tk. 10/50/100 Accounts 5

2.5 Refinance Scheme for No-Frill Account Holders 6

2.6 Remittance through No-Frill accounts 6

Chapter 3: Student Banking Activities **7**

3.1 Student Banking Activities in Bangladesh 7

3.2 Region-wise Distribution of Student Banking Activities 8

3.3 Gender-wise Student Banking Activities 8

3.4 Banks' Performance on Student Banking Accounts and Deposits 9

3.5 Top 5 Banks in Student Banking Activities 10

3.6 Conversion of Student Banking Accounts to General Savings A/Cs 10

Chapter 4: Banking Services for Street Urchins and Working Children **11**

Chapter 5: Recommendations **12**

Appendices **13**

Appendix A: Tables 13

Appendix B: BB Circulars used as References in this Report 21

Appendix C: Initial Deposits for Opening No-Frill Accounts 21

Appendix D: Financial Literacy and Digital Financial Inclusion for TK. 10/50/100 Accounts 22

List of Tables

Table 1: Cumulative Figures of Components of Tk.10/50/100 Accounts excluding SBAs & SUAs…….13

Table 2: Growth of Tk. 10/50/100 Accounts…….…..14

Table 3: Growth of Deposits in No-Frill Accounts……14

Table 4: Cumulative Amount of Deposits in No-Frill Accounts for the Farmers……...14

Table 5: Cumulative Amount of Deposits in No-Frill Accounts for the Extreme Poor……..15

Table 6: Cumulative Amount of Deposits in No-Frill Accounts for the Freedom Fighters……15

Table 7: Cumulative Amount of Deposits in No-Frill Accounts for the Beneficiaries of SSN Programs..15

Table 8: Cumulative Amount of Deposits in No-Frill Accounts for RMG Workers ……....16

Table 9: Bank Category-wise No-Frill Accounts except SBAs & SUAs…….. 16

Table 10: Top 5 Banks' Performance in Opening No-Frill Accounts and Deposits Collection……..16

Table 11: Area-wise Student Banking Accounts and Deposits……...17

Table 12: Regional Distribution of Student Banking Accounts and Amount of Deposits……..17

Table 13: Gender-wise Student Banking Accounts and Deposits…….……..…17

Table 14: Bank Category-wise Student Banking Accounts and Deposits……..…18

Table 15: Banks' Performance on Opening Student Banking Accounts in the Last few Quarters……..18

Table 16: Banks' Performance on Deposit of Student Banking Accounts in the Last few Quarters……..18

Table 17: Top 5 Banks' Performance in Opening Student Banking Accounts and Deposits Collection….19

Table 18: Bank Category-wise Student Banking Accounts Holders Completed 18 yrs …….. ……..…19

Table 19: Bank Accounts opened in the name of Street Urchins and Working Children……..….20

List of Figures

Figure 1: Major Categories of Tk. 10/50/100 Accounts 2

Figure 2: Quarterly Movement of Tk. 10/50/100 Accounts 2

Figure 3: Quarterly Trend of Tk. 10 Accounts for the Farmers 3

Figure 4: Quarterly Movement of Tk. 10 Accounts for the Extreme Poor 3

Figure 5: Quarterly Movement of Tk. 10 Accounts for Beneficiaries of the SSN Programs 4

Figure 6: Quarterly Trend of Tk. 100 Accounts for RMG Workers 4

Figure 7: Market Share of Tk. 10/50/100 Accounts Deposits 5

Figure 8: Top 5 Banks Based on Number of No-Frill Accounts 5

Figure 9: Top 5 Banks Based on Deposits in No-Frill Accounts 5

Figure 10: Division-wise Student Banking Accounts 8

Figure 11: Division-wise Student Banking Deposits 8

Figure 12: Gender-wise Student Banking Accounts 9

Figure 13: Gender-wise Student Banking Deposits 9

Figure 14: Banks' Performance on Opening Student Banking Accounts 9

Figure 15: Banks' Performance on Student Banking Deposits 9

Figure 16: Top Performing 5 Banks in Opening SBAs 10

Figure 17: Student Banking Accounts Completed 18 years 10

Figure 18: Student Banking Accounts converted to General Savings Accounts 10

Acronyms

BB	Bangladesh Bank
BDT	Bangladeshi Taka
BKB	Bangladesh Krishi Bank
FCB	Foreign Commercial Bank
FID	Financial Inclusion Department
FC	Finance Company
MFS	Mobile Financial Service
MFI	Microfinance Institution
MRA	Microcredit Regulatory Authority
NFA	No-Frill Account
NGO	Non-Government Organization
NID	National Identity
PCB	Private Commercial Bank
PFI	Participating Financial Institution
PPO	Pension Payment Order
RAKUB	Rajshahi Krishi Unnayan Bank
RMG	Ready-made Garments
SB	Specialized Bank
SBA	Student Banking Account
SoCB	State-Owned Commercial Bank
SSN	Social Safety Net
SUA	Street Urchins and Working Children Account

Executive Summary

This report presents quarterly review of the No-Frill Accounts (NFAs) which includes the accounts opened with an initial deposit of Tk. 10/50/100 by the low income people, the students of schools, colleges and universities upto 25 years of age and the street urchins or working children. In September 2026 quarter, total number of NFAs has been recorded as 36,843,762 with total deposit amounting to BDT 87,168.26 million.

The number of Tk. 10/50/100 accounts (excluding the Student Banking, Street Urchins and Working Children Accounts) and the cumulative deposits in these accounts stand at 29,572,751 and BDT 53,697.59 million respectively in the September 2026 quarter. The number of accounts has increased by 0.08% in the reporting quarter compared to the previous quarter and increased by 2.16% over the year. The number of Tk. 10 Accounts for the SSN Programs is the largest component of the NFAs, contributing 36.80% of the total Tk. 10/50/100 accounts. On the other hand, the second largest component is the number of accounts for Farmers which constitute 36.28% of the total NFAs in the reporting quarter.

No-Frill Accounts play significant role in the distribution of foreign inward remittances. The cumulative amount of foreign remittances received through these accounts by the end of the reporting quarter reaches BDT 8,319.12 million.

In this quarter 170,785 new Student Banking accounts have been reported as per latest guideline issued on 09 February 2026. The number of student banking accounts has been increasing due to the recent policy initiatives undertaken by Bangladesh Bank. This growth also reflects the implementation of the policy requiring each branch of bank to facilitate at least one educational institution.

The number of Street Urchins and Working children accounts stands on 40,611 upto September 2026 Quarter. Total 18 banks have opened this type account with the help of 49 NGOs. No Frill Accounts contribute significantly in bringing the financially excluded people under the umbrella of formal financial services.

Chapter 1: No-Frill Accounts

BB has taken various initiatives to ensure financial services for the people of all segments of the society. As a part of these initiatives, central bank has issued directives for the banks to open accounts for the marginal people with an initial deposit of Tk.10/50/100.

These accounts require neither a minimum balance nor any service charge or fee. On the contrary, relatively higher interest rates than the regular savings rates are being offered to these accounts to augment welfare of the low-income people. Generally, these accounts are referred as No-Frill Accounts (NFAs). The targeted people of these accounts include farmers, RMG workers, extreme poor, the beneficiaries of the Social Safety Net (SSN) programs etc. NFAs also include the Student Banking Accounts (SBAs) where students under the age of 25 years can open bank accounts with an initial deposit of BDT 100 only.

Up to September 2026 quarter, the government has disbursed subsidy/salary to 7,212,275 NFAs held with various segments of marginal people of the society. In addition, NFAs play a significant role in channelizing inward foreign remittances. At the end of September 2026 quarter, the cumulative amount of foreign remittances received through these accounts reaches to BDT 8,319.12 million.

In addition, the number of SBAs has been increased by 2.42% over the previous quarter. SBAs have been increased by 50.48% over the September 2025 quarter. The higher growth of student banking is reported due to the issuance of latest "Student Banking Guideline" published on February/2026.

Highlights of No-Frill Accounts (Up to September 2026):

Tk. 10/50/100 Accounts (Except SBAs & SUAs)

- *Total Number of Accounts: 29,572,751*
- *Total Amount of Deposits: BDT 53,697.59 million.*
- *Total Number of Accounts for the SSN Programs 10,883,981(36.80% of total Tk. 10/50/100 accounts other than SBAs and SUAs)*
- *Second and Third largest categories of Tk. 10 Accounts are Accounts for the Farmers 10,728,512(36.28%) and the Extreme Poor 3,534,551 (11.95%).*
- *The Amount of Remittance sent through No Frill Accounts: BDT 8,319.12 million.*

Student Banking Accounts (SBAs)

- *Total Number of Accounts: 7,230,400*
- *Total Amount of Deposits: BDT 33,467.32 million*

Street Urchins and Working Children Accounts (SUAs)

- *Total Number of Accounts: 40,611*
- *Total Amount of Deposits: BDT 3.35 million.*

Chapter 2: Tk.10/50/100 Accounts

2.1 Different Categories of Tk. 10/50/100 Accounts

As of September 2026, the total number of Tk. 10/50/100 accounts excluding SBAs and Street Urchin Accounts is 29,572,751. These accounts hold a total deposit of BDT 53,697.59 million. Among all the categories of Tk. 10/50/100 accounts, "Social Safety Net Programs" category has become the dominant component in this quarter.

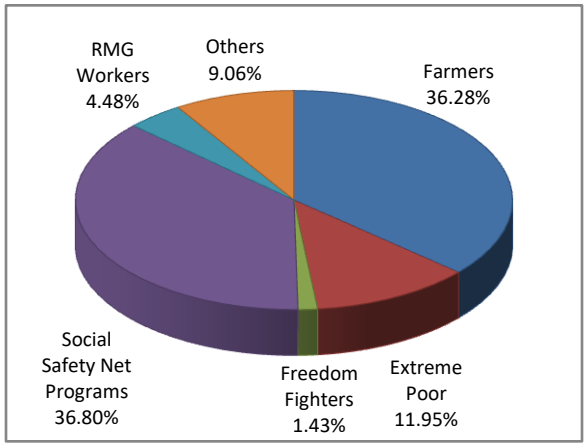

**Others (Except Farmers, RMG, SSN, FF, Extreme Poor sector)

Figure 1: Major Categories of Tk. 10/50/100 Accounts

The major categories of Tk. 10/50/100 accounts comprise of the Accounts for the beneficiaries of the SSN programs (36.80%), Farmers (36.28%) and Extreme Poor (11.95%). A small but significant component of Tk. 10/50/100 accounts is the No-Frill Accounts for Ready-made Garments (RMG) workers which constitutes 4.48% of the total Tk. 10/50/100 accounts. All these components have been incorporated in Table 01 in Appendix-A.

2.2 Quarterly Trend of Tk. 10/50/100 Accounts

As of September 2026, the total number of Tk. 10/50/100 accounts reaches to 29,572,751 which indicates a 0.08% development over the previous quarter and 2.16% growth over the year.

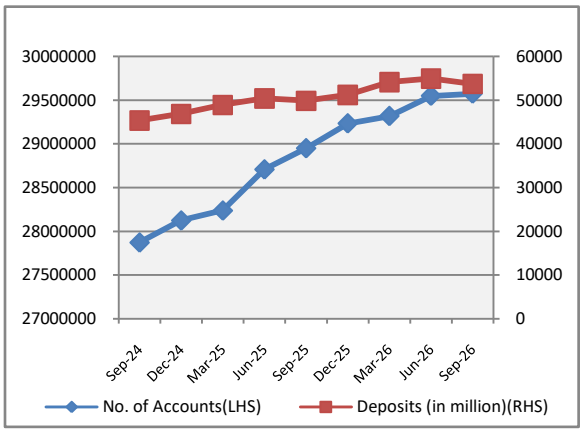

Figure 2: Quarterly Movement of Tk. 10/50/100 Accounts

Total deposit in Tk.10/50/100 accounts stands at BDT 53,697.59 million in the reporting quarter, which is 2.21% lower than that of the previous quarter and 7.74% growth over the September 2025 quarter.

2.2.1 No-Frill Accounts (NFAs) for the Farmers

BB introduced Tk. 10 Accounts for the Farmers in 2010[1] as one of the significant financial inclusion initiatives to bring rural communities living on agriculture under the umbrella of formal financial services.

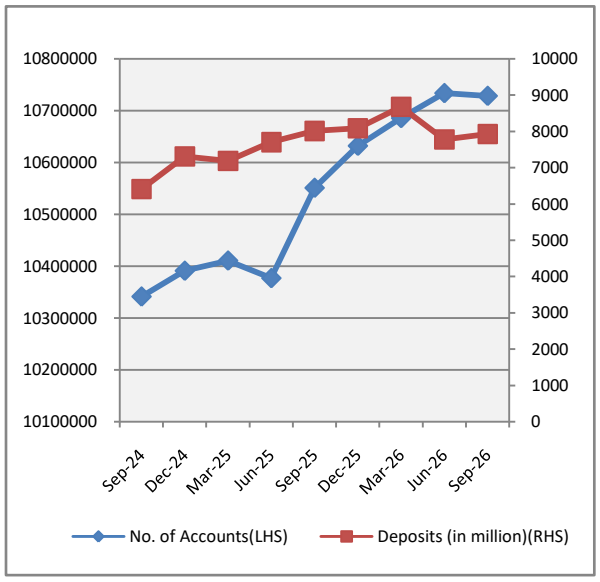

Figure 3: Quarterly Trend of Tk. 10 Accounts for the Farmers

As of September 2026, the total number of Accounts for the Farmers has been decreased to 10,728,512 which is 0.05% lower than that of the previous quarter. On the other hand, the total deposit in the Accounts for the Farmers stands at BDT 7,922.21 million, which is 1.88% higher than that of the previous quarter.

2.2.2 NFAs for the Extreme Poor

Poverty alleviation is one of the major policy objectives of BB. The central bank has advised all banks to open accounts for the extreme poor so that they can receive various Government financial supports through formal channel. Tk.10 account also provides the extreme poor with the opportunity to save their hard-earned money safely.

As of September 2026, the number of Accounts for the Extreme Poor has been reached to 3,534,551. This number is 0.69% higher than that of the previous quarter and 3.23% higher than that of the September 2025 quarter.

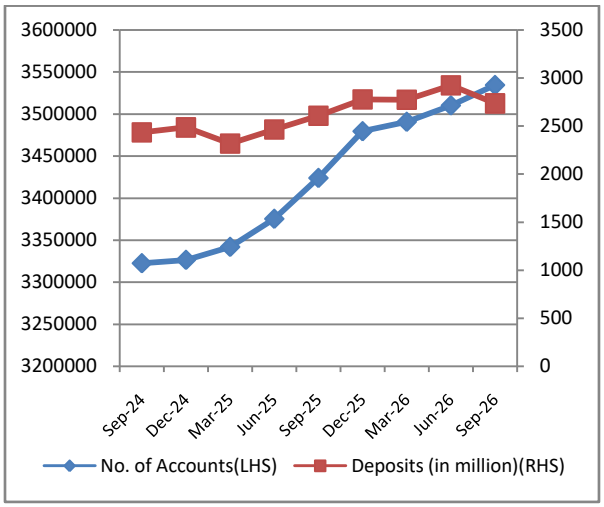

Figure 4: Quarterly Movement of Tk. 10 Accounts for the Extreme Poor

Deposit in the Accounts for Extreme Poor has been decreased by 6.43% over the previous quarter and increased 4.93% over the September 2025 quarter.

[1] BRPD Circular No.-01/2010

2.2.3 NFAs for the Beneficiaries of the SSN Programs

Government's SSN programs greatly contribute in supporting the marginal people of the society. Poor people can receive SSN allowances through Tk. 10 accounts. BB has advised all the banks to open SSN accounts for the beneficiaries of SSN programs only with the documentation requirement of National Identity Card (NID) and Pension Payment Order (PPO) book[2]. During the COVID-19 pandemic, Government used these accounts for the beneficiaries of the SSN programs to distribute cash allowances among the financially affected low-income families.[3]

The number of Tk. 10 accounts for the beneficiaries of the SSN has been increased by 0.14% in the reporting quarter from the previous quarter and increased by 1.17% over September 2025 quarter.

The amount of deposits in these accounts has been decreased by 4.87% compared to that of the previous quarter but increased by 16.13% than that of the September 2025 quarter.

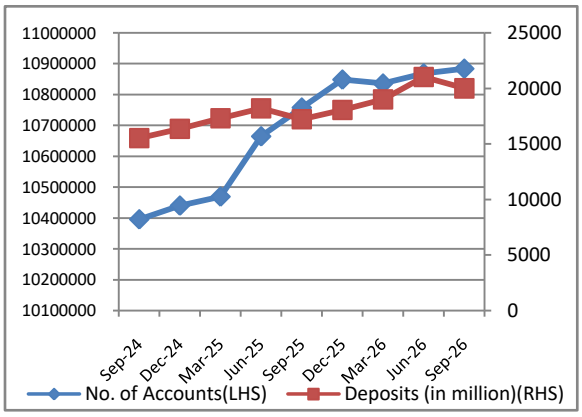

Figure 5: Quarterly Movement of Tk. 10 Accounts for Beneficiaries of the SSN Programs

2.2.4 NFAs Accounts for RMG Workers

The number of Tk. 100 accounts for the RMG workers has increased by 1.54% in the reporting quarter over the previous quarter and increased by 8.42% over the September 2025 quarter. More RMG Workers are opening bank accounts which is helping to expand the financial inclusion network. Deposit in these bank accounts has increased by 5.26% over the previous quarter and increased by 11.57% over the September 2025.

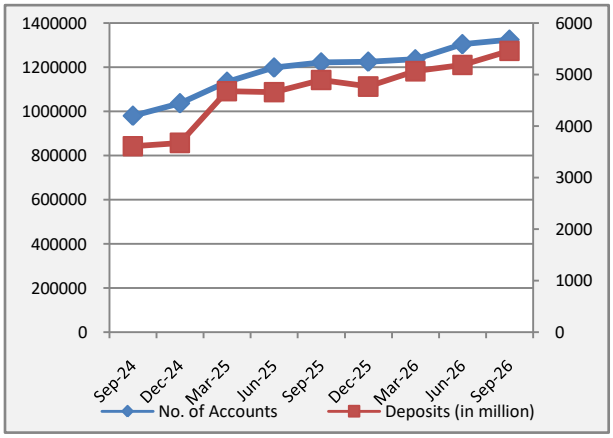

Figure 6: Quarterly Trend of Tk. 100 Accounts for RMG Workers

[2] BRPD Circular No-05 dated 19 June 2011
[3] FID Circular No-02 dated 06 July 2020

2.3 Performance of the Banks regarding Tk. 10/50/100 Accounts

State-owned Commercial Banks (SoCBs) dominate over the other types of banks in opening Tk.10/50/100 Accounts. As of September 2026, SoCBs opened 14,791,562 No-Frill Accounts which constitute 50.02% of the total accounts. Specialized Banks (SBs) hold 24.36% while the Private Commercial Banks hold (PCBs) 25.62% share of the total Tk. 10/50/100 accounts. Due to having limited number of branches and operational strategy, participation of Foreign Commercial Banks (FCBs) is insignificant in this area (0.00014%)

During the reporting quarter, the total deposits held in the scheduled banks as Tk. 10/50/100 accounts amounts to BDT 53,697.59 million. SoCBs hold BDT 34,132.95 million or 63.56% of the total deposits in these accounts.

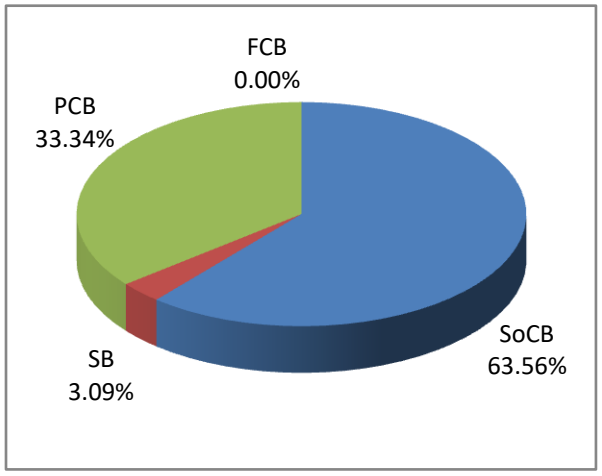

Figure 7: Market Share of Tk. 10/50/100 Accounts Deposits

2.4 Top 5 Banks' Performance on Tk. 10/50/100 Accounts

As of September 2026 top 5 banks have opened 77.07% of the total Tk. 10/50/100 Accounts. Sonali Bank PLC has opened 23.48% of the total accounts. There are other two SoCBs in the list of top 5 banks, Agrani Bank PLC has opened 13.95% and Janata Bank PLC has opened 9.51% of total NFA accounts. Bank Asia PLC, a PCB, has opened 13.51% of the total accounts respectively. Bangladesh Krishi Bank (BKB), a specialized bank with 16.62% of the total accounts, is another major contributor in promoting financial inclusion through opening No-Frill Accounts.

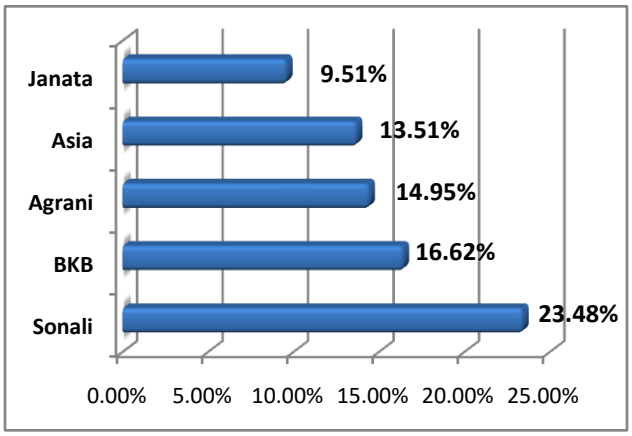

Figure 8: Top 5 Banks Based on Number of No-Frill Accounts

Top 5 banks hold 82.88% of the total amount of deposits. In terms of total deposits, Bank Asia PLC, Islami Bank Bangladesh PLC and United Commercial Bank PLC have emerged in the list as top contributing PCBs along with Agrani Bank PLC. and Sonali Bank PLC.

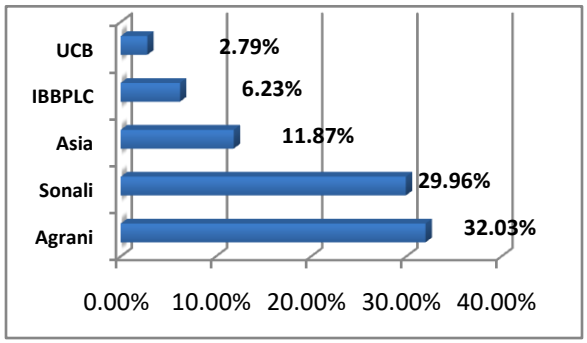

Figure 9: Top 5 Banks Based on Deposits in No-Frill Accounts

2.5 Refinance Scheme for No-Frill Account Holders

This revolving scheme facilitates banks to lend to the marginal people with Tk. 10/50/100 accounts without collateral. In september 2021, BB took several measures[4] to facilitiate rapid recovery of rural economy from the COVID-19 pandemic as well as to make this scheme more attractive both for the banks and the targeted borrowers. The loan amount per individual under the scheme ranges from BDT 50,000 to BDT 500,000. The most signifincant version of the scheme lies in the interest rate which is 7% at borrower level (from bank to end users) and 1% at bank level (from BB to PFIs). Besides this, Shariah based banks are also eligible to participate in this scheme. To meet the increasing demand, to revive the economic activities of the low income people, to make the loan facilities available for marginal people especially for women and to mobilize the economy through expanding the financial inclusion, the fund size has been enhanced to BDT 7.50 Billion from BDT 5.00 Billion. Under this scheme, banks are mandated to disburse[5] 25% of their total loan portfolio among women clients which will expedite the economic empowerment for women and will minimize the gender gap. Apart from this, third gender people also can avail this loan facility.

Up to September 2026, a total of 110,981 borrowers have received BDT 9,699.75 million from BDT 7.50 billion revolving refinance scheme.

2.6 Remittance through No-Frill accounts

Up to September 2026, the cumulative amount of foreign remittances received through these accounts reaches to BDT 8,319.12 million. The amount is 0.42% lower than the amount received by the end of June 2026 quarter. The declining trend in foreign remittance through No-Frill Accounts may be attributed to the shifting of remittance transactions to alternative financial service providers and limited awareness among account holders regarding remittance facilities.

[4] FID Circular-01/2021

[5] FID Circular Letter-01/2024

Chapter 3: Student Banking Activities

3.1 Student Banking Activities

Student Banking is an important financial inclusion initiative introduced by the Bangladesh Bank to promote savings habits and financial awareness among students from an early age. Originally launched as School Banking[6], the program was renamed Student Banking under revised guidelines[7] issued on February 9, 2026. It aims to encourage regular savings, increase students' access to formal banking services, and enhance financial literacy. Students up to 25 years of age are eligible to open Student Banking accounts, with guardian support generally required for minors. These accounts are low-cost and provide facilities such as ATM/debit cards, SMS banking, internet banking and mobile banking, subject to transaction limits set by Bangladesh Bank.

A major component of the initiative is the "One Branch One Educational Institute" strategy[8] that encourages bank branches to collaborate with educational institutions in promoting financial literacy and account opening activities. Banks are also encouraged to offer incentives such as free debit cards, scholarships, educational gifts and rewards to encourage savings.

The program emphasizes inclusivity by targeting marginalized groups, ethnic minorities and female students and ultimately contributing to financial inclusion which is responsible for money management and sustainable economic development in Bangladesh.

In light of the existing Student Banking policies, banks can open student accounts with a minimum deposit of BDT 100 with no service charges. Moreover, these accounts offer attractive interest rates, debit card facilities and financial education programs. 59 out of 61 banks operating in Bangladesh are offering Student banking services so far. The number of SBAs has been reached to 7,230,400 in this quarter.

Highlights of the Student Banking, September 2026:

- *No. of Banks Operating Student Banking Accounts: 59*
- *Total no. of Student Banking Accounts: 7,230,400*
- *Total Amount of Deposits: BDT 33,467.32 million.*
- *56.44% of Total Accounts are in the Urban Area and 43.56% are in the Rural Area.*
- *Male Students are holding 54.16% and Female Students are holding 45.84% of total No. of Accounts.*
- *The PCBs have the largest share of 73.05% in opening SBAs*

[6] BRPD Circular Letter No.12/2010.
[7] FID Circular No: 01/2026
[8] FID Circular Letter No. 01/2025

Deposit in the SBAs has been decreased to BDT 33,467.32 million during the reporting quarter with the decrease of 4.89% from the previous quarter.

3.2 Region-wise Distribution of Student Banking Activities

As of September 2026, banks have opened 7,230,400 SBAs so far. 43.56% of the total SBAs are in the rural areas. The number of SBAs has increased by 3.07% in the urban areas and 1.59% in the rural areas in the reporting quarter indicating a higher growth in the urban areas than that of the rural areas.

Division wise, Dhaka has the largest share of 22.30% SBAs containing 39.59% of the total deposits. Chattogram follows Dhaka with 18.27% share of the total SBAs and 20.67% of the total deposits. Figure 10 and 11 illustrate the division wise distribution of SBAs and deposits held in those accounts.

Dhaka Division

Total no. of Accounts: 1,612,662

Total amount of Deposits: BDT 13,250.91 million.

Chattogram Division

Total no. of Accounts: 1,320,998

Total amount of Deposits: BDT 6,917.01 million.

Rajshahi Division

Total no. of Accounts: 1,150,604

Total amount of Deposits: BDT 3,368.07 million.

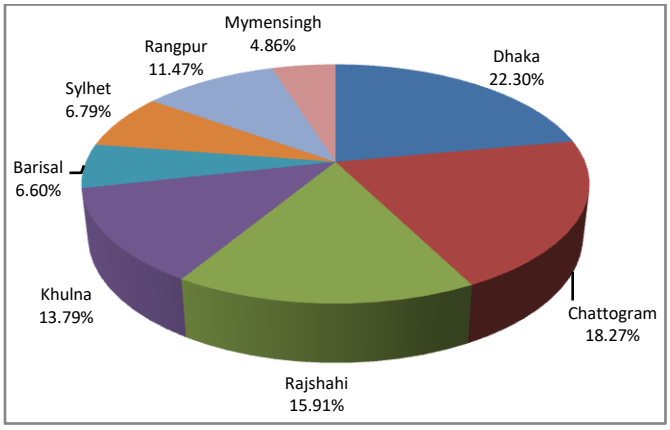

Figure 10: Division-wise Student Banking Accounts

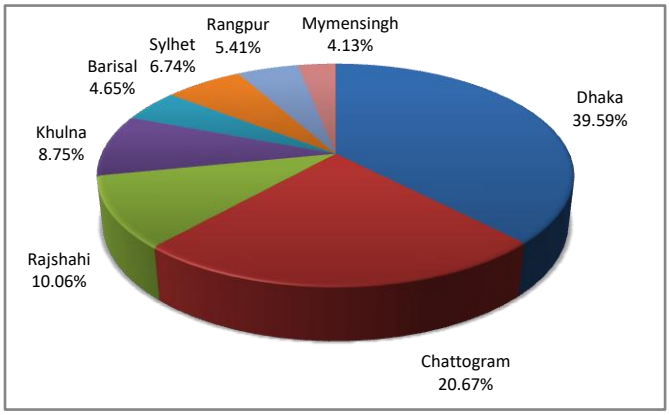

Figure 11: Division-wise Student Banking Deposits

3.3 Gender-wise Student Banking Activities

Male students hold 54.16% and female students hold 45.84% of total SBAs. According to new student banking guideline, more male student accounts are reported than female student accounts, hence there is increase of gender gap. The number of male-owned account has been increased by 2.46% and the number of female-owned account has been increased by 2.37%

respectively in the reporting quarter compared to those of the previous quarter. The amount of deposit in male-owned accounts has decreased by 4.44% and the amount of deposit in female-owned accounts has decreased by 5.50% in the reporting quarter compared to the previous quarter.

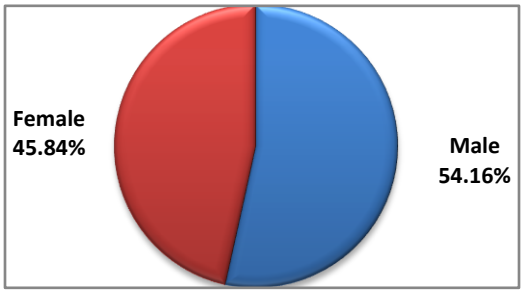

Figure 12: Gender-wise Student Banking Accounts

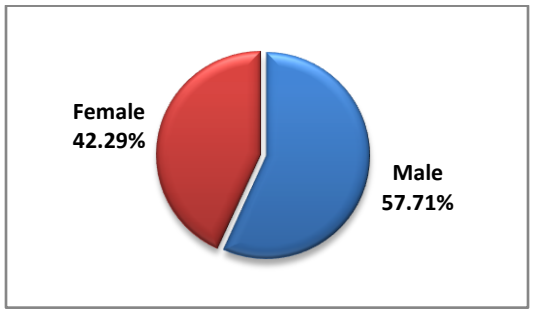

Figure 13: Gender-wise Student Banking Deposits

3.4 Banks' Performance on Student Banking Accounts and Deposits

The PCBs have the largest share in the accumulation of SBAs and deposits. They have opened 73.05% of the total Student Banking accounts and held 81.93% of the overall Student Banking deposit amounting to BDT 33,467.32 million during the reporting quarter. The number of accounts with the PCBs has increased by 2.43% and the amount of deposits has decreased by 4.24% compared to the previous quarter.

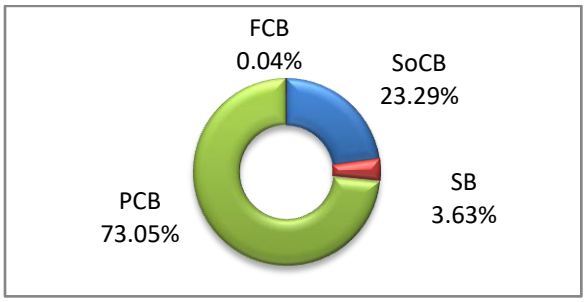

Figure 14: Banks' Performance on Opening Student Banking Accounts

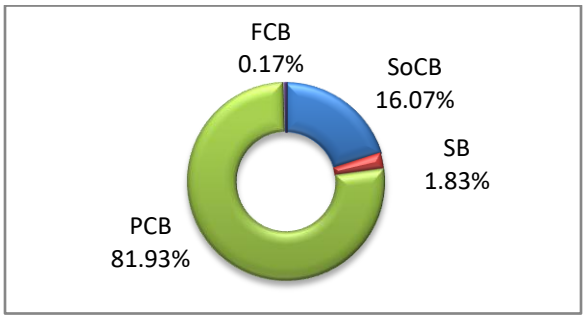

Figure 15: Banks' Performance on Student Banking Deposits

The SoCBs rank next to the PCBs with 23.29% of the total accounts and 16.07% of the total deposits. The number of accounts opened by the SoCBs has increased by 2.53% and the collection of deposits has decreased by 3.89% in the reporting quarter. SBs have opened 3.63% of the total Student Banking accounts and held deposit of BDT 613.67 million. 7 out of 9 FCBs operating in Bangladesh have offered Student Banking facilities. The number of accounts opened by the FCBs is 0.04%. Figure 14 and 15 illustrate banks' category-wise performance in terms of SBAs and deposits held with those accounts respectively.

3.5 Top 5 Banks in Student Banking Activities

Top 5 banks have opened 63.91% of total number of SBAs. Among the top 5 banks, Islami Bank Bangladesh PLC has ranked the top in Student Banking activities with opening of 1,627,418 accounts covering 22.51% of the total accounts as well as accumulating BDT 4,941.91 million deposits with a share of 14.77% of total deposits in SBAs. Dutch-Bangla Bank PLC holds the second highest position with 22.51% of the total SBAs but holds top position in accumulating deposits of BDT 8,943.00 million. Among the SoCBs, Sonali Bank PLC, Rupali Bank PLC and Agrani Bank PLC retain their position in the top 5 performers of Student Banking Activities.

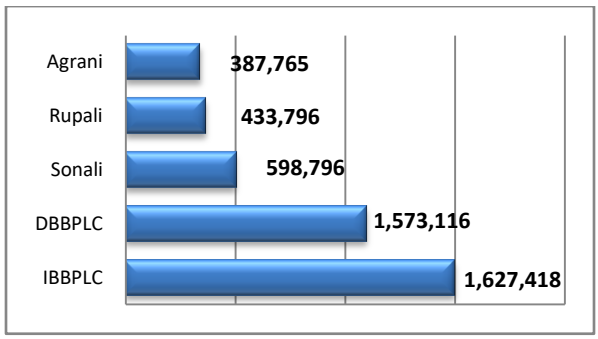

Figure 16: Top Performing 5 Banks in Opening SBAs

3.6 Conversion of Student Banking Accounts to General Savings A/Cs

According to new Student Banking Guideline, there are two categories of Student Banking. One Category is below 18 years and another one is students within 18-25 years age. Then, SBAs can be converted to general savings accounts when students turn over 25 years of age. A significant portion of SBAs has been converted to general savings accounts when the age of any student exceeds 25 years. In the reporting quarter, the number of accounts belongs to above 18 years and below 25 years students was 1,499,369 and above 25 years are 70,244.

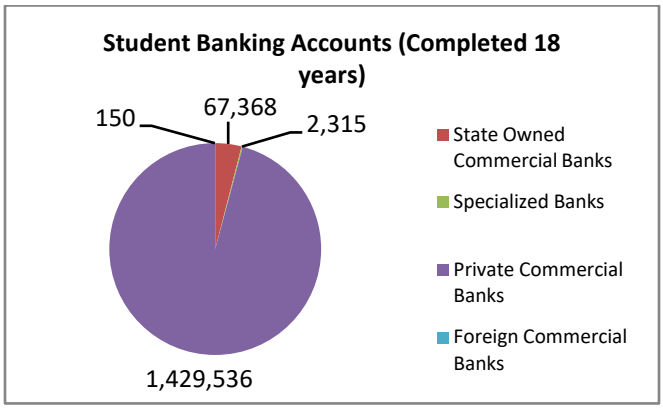

Figure 17: Student Banking Accounts (Completed 18 years)

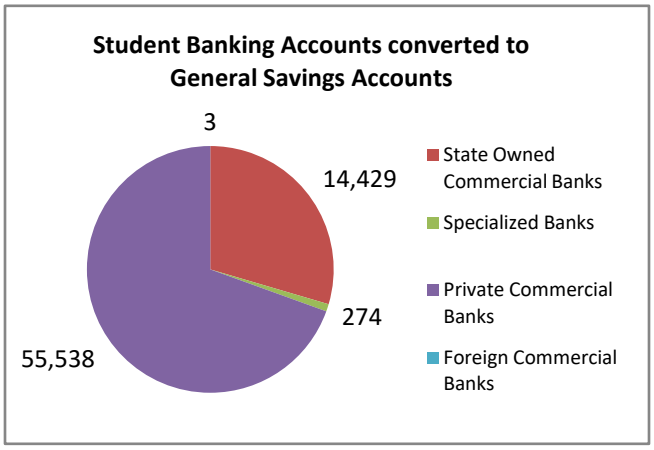

Figure 18: Student Banking Accounts converted to General Savings Accounts

Chapter 4: Banking Services for Street Urchins and Working Children

BB has advised banks[9] to provide financial services to street urchins and working children to secure their hard earned money and help them to develop a saving habit. Children who do not have parents or legal guardians can also open accounts with the designated banks with the help of a registered Non-Government Organizations (NGOs). The NGOs involved in this process are fully responsible for the account operation and for the welfare of the account holders. No fees are charged for these accounts. Table 18 in the appendix A shows an overview of the banking services for SUAs during the reporting quarter.

As of September 2026, 18 banks have opened 40,611 street urchin accounts through 49 NGOs. The total amount of deposits in these accounts reaches BDT 3.35 million at the end of the reporting quarter. In the reporting quarter number of accounts for street urchins has increased by 0.01% over the previous quarter.

Agrani Bank PLC has ranked the top among the banks in opening Street Urchins and Working Children accounts. It has opened 36,063 accounts up to September 2026. Sammilito Islami Bank PLC (Social Islami Bank Unit) has become the top bank in collecting deposits in these accounts with a total deposit of BDT 1.143 million at the end of this quarter.

[9]BRPD Circular No.05/2014

Chapter 5: Recommendations

No-Frill Accounts have been considered as one of the most effective ways to expand financial inclusion to the underserved segment of population. Yet, the growth in No-Frill Accounts needs to be accelerated in order to achieve the goal of National Financial Inclusion Strategies-Bangladesh (NFIS-B) where it is targeted to confirm bank accounts for all adult population. To accelerate the progress toward achieving universal access to formal financial services the following additional measures are recommended:

5.1. Targeted financial and digital literacy programmes should be undertaken to improve people's understanding of formal financial services, digital transactions, savings, responsible borrowing and protection against fraud. Special emphasis may be given to rural populations, women, youth, elderly persons and low-income groups.

5.2. Scheduled banks may establish an integrated mechanism to facilitate the opening, verification and regular updating of beneficiary accounts under various Social Safety Net (SSN) programmes. The mechanism may also facilitate the transfer of eligible beneficiaries from cash-based payment arrangements to formal digital payment channels.

5.3. Banks may introduce customized savings, seasonal credit and insurance-linked financial products for farmers account holders by considering the seasonal nature of agricultural income and expenditure. Flexible deposit and repayment arrangements may be designed to accommodate agricultural cycles, crop harvesting periods and unexpected production shocks.

5.4. Banks may introduce a structured programme to identify and reactivate inactive No-Frill Accounts through targeted communication, simplified reactivation procedures and periodic account-holder engagement. Special initiatives may be taken to encourage account holders to use their accounts for regular savings, government transfers and other financial transactions..

5.5. Bangladesh Bank may encourage stronger coordination among scheduled banks, MFS providers, government agencies, NGOs and microfinance institutions to expand the reach and effectiveness of No-Frill Accounts.

Appendices

Appendix A: Tables

Table 1: Cumulative figures of Different Components of Tk. 10/50/100 A/Cs excluding SBAs & SUAs

(As on 30 September, 2026)

Components		Total Number of the Accounts and Deposits		Accounts used for Govt. subsidy/salary		BDT 7.50 billion Refinance Scheme/Others		Foreign Remittance	
		Cumulative number of Accounts	Cumulative amount of Deposits (BDT in million)	Cumulative number of Accounts	Cumulative amount of Deposits (BDT in million)	Cumulative number of Accounts	Amount of lending under the scheme (BDT in million)	Cumulative number of Accounts	Amount of Remittance (BDT in million)
1	Farmers	10,728,512	7,922.21	2,837,617	629.15	59,580	3,274.08	158,336	7,311.45
2	Extreme poor	3,534,551	2,734.97	946,844	984.79	17,335	5,439.43	3,224	126.35
3	Freedom fighters	421,999	10,447.46	268,592	5,194.80	1,509	114.10	802	57.96
4	Social Safety net allowance	10,883,981	20,016.35	2,620,271	7,382.37	4,507	14.29	2,831	191.70
5	Food & livelihood security	201,343	180.21	18,931	23.62	17	1.10	397	8.80
6	Poor rehabilitation under Ministry of Religious Affairs	5,526	29.11	479	0.80	-	0.00	283	5.60
7	City corporation workers	14,422	59.93	6	-	-	0.00	-	0.00
8	RMG workers	1,323,882	5,458.04	30,809	74.80	0	0.20	516	25.33
9	Leather Industry workers	2,141	10.14	3	-	-	0.00	-	0.00
10	National Service Program	80,137	309.56	33,713	118.36	-	0.00	24	0.90
11	Small Life Insurance Program	109,276	439.04	4,383	4.42	-	0.00	671	66.41
12	Physically challenged persons	839,613	1,360.04	265,310	670.20	18,525	1.20	280	0.20
13	Others	1,427,368	4,730.53	185,317	318.40	9,508	855.37	10,797	524.43
Total		**29,572,751**	**53,697.59**	**7,212,275**	**15,401.72**	**110,981**	**9,699.75**	**178,161**	**8,319.12**

(Source: Data collected from Scheduled Banks and Compiled by FID, BB)

Table 2: Growth of Tk. 10/50/100 Accounts

Components	September' 26	June' 26	September' 25	% change Q-Q*	% change Y-Y**
Farmers	10,728,512	10,733,859	10,550,914	-0.05%	1.62%
Extreme poor	3,534,551	3,510,292	3,423,857	0.69%	3.23%
Freedom fighters	421,999	415,700	415,564	1.52%	1.55%
Social Safety Net	10,883,981	10,868,798	10,757,928	0.14%	1.17%
RMG Workers	1,323,882	1,303,801	1,221,026	1.54%	8.42%
Others	2,679,826	2,715,447	2,579,546	-1.31%	3.89%
Total	**29,572,751**	**29,547,897**	**28,948,835**	**0.08%**	**2.16%**

*Quarter **Year

Table 3: Growth of Deposits in No-Frill Accounts

Components	September'26 (BDT in million)	June'26 (BDT in million)	September'25 (BDT in million)	% change Q-Q*	% change Y-Y**
Farmers	7,922.21	7,775.69	8,009.60	1.88%	-1.09%
Extreme poor	2,734.97	2,922.80	2,606.46	-6.43%	4.93%
Freedom fighters	10,447.46	10,164.58	9,771.45	2.78%	6.92%
Social Safety Net	20,016.35	21,040.23	17,236.22	-4.87%	16.13%
RMG Workers	5,458.04	5,185.08	4,891.98	5.26%	11.57%
Others	7,118.57	7,820.85	7,321.96	-8.98%	-2.78%
Total	**53,697.59**	**54,909.23**	**49,837.67**	**-2.21%**	**7.74%**

*Quarter **Year

Table 4: Cumulative Amount of Deposits in No-Frill Accounts for the Farmers

Quarter	Cumulative Number of Accounts for Farmers	Amount of Deposits (BDT in million)
June 2024	10,311,884	6,358.56
September 2024	10,322,285	6,409.00
December 2024	10,390,793	7,307.40
March 2025	10,410,452	7,185.48
June 2025	10,376,599	7,700.04
September 2025	10,550,914	8,009.60
December 2025	10,632,098	8,084.61
March 2026	10,685,646	8,673.06
June 2026	10,733,859	7,775.69
September 2026	10,728,512	7,922.21

Table 5: Cumulative Amount of Deposits in No-Frill Accounts for the Extreme Poor

Quarter	Cumulative Number of Extreme Poor Accounts	Amount of Deposits (BDT in million)
June 2024	3,312,182	2,604.26
September 2024	3,561,354	2,432.73
December 2024	3,326,255	2,485.65
March 2025	3,341,725	2,317.43
June 2025	3,375,178	2,462.45
September 2025	3,423,857	2,606.46
December 2025	3,479,516	2,777.84
March 2026	3,490,739	2,774.26
June 2026	3,510,292	2,922.80
September 2026	3,534,551	2,734.97

Table 6: Cumulative Amount of Deposits in No-Frill Accounts for the Freedom Fighters

Quarter	Cumulative Number of Accounts for Freedom Fighters	Amount of Deposits (BDT in million)
June 2024	377,917	8,842.37
September 2024	347,202	8,846.93
December 2024	408,644	9,133.30
March 2025	409,171	10,132.58
June-2025	412,287	9,610.52
September 2025	415,564	9,771.45
December 2025	416,820	9,916.31
March 2026	416,963	9,906.62
June 2026	415,700	10,164.58
September 2026	421,999	10,447.46

Table 7: Cumulative Amount of Deposits in No-Frill Accounts for the Beneficiaries of SSN Programs

Quarter	Cumulative Number of SSN Accounts	Amount of Deposits (BDT in million)
June 2024	10,395,781	17,631.62
September 2024	9,994,603	15,528.50
December 2024	10,440,225	16,352.79
March 2025	10,469,486	17,311.23
June 2025	10,664,784	18,218.76
September 2025	10,757,928	17,236.22
December 2025	10,848,665	18,079.32
March 2026	10,835,804	19,026.84
June 2026	10,868,798	21,040.23
September 2026	10,883,981	20,016.35

Table 8: Cumulative Amount of Deposits in No-Frill Accounts for RMG Workers

Quarter	Cumulative Number of Accounts	Amount of Deposits (BDT in million)
June 2024	969,087	3,565.39
September 2024	980,184	3,609.75
December 2024	1,036,685	3,673.64
March 2025	1,133,783	4,677.60
June 2025	1,198,078	4,659.23
September 2025	1,221,026	4,891.98
December 2025	1,224,654	4,766.76
March 2026	1,235,127	5,065.53
June 2026	1,303,801	5,185.08
September 2026	1,323,882	5,458.04

Table 9: Bank Category-wise No-Frill Accounts except SBAs & SUAs

Category of Banks	No. of Accounts	Amount of Deposits (BDT in million)
State Owned Commercial Banks (SoCB)	14,791,562	34,132.95
Specialized Banks (SB)	7,203,575	1,659.10
Private Commercial Banks (PCB)	7,577,572	17,905.00
Foreign Commercial Banks (FCB)	42	0.54
Total	**29,572,751**	**53,697.59**

Table 10: Top 5 Banks' Performance in Opening No-Frill Accounts and Deposits Collection

Top 5 Banks (Based on Number of Accounts)				Top 5 Banks Based on Deposits in BDT (million)			
SL	**Bank Name**	**Account**	**Percentage**	**SL**	**Bank Name**	**Deposit**	**Percentage**
1	Sonali Bank PLC .	6,944,997	23.48%	1	Agrani Bank PLC.	17,196.90	32.03%
2	Bangladesh Krishi Bank	4,915,710	16.62%	2	Sonali Bank PLC.	16,088.20	29.96%
3	Agrani Bank PLC.	4,124,204	13.95%	3	Bank Asia PLC	6,376.16	11.87%
4	Bank Asia PLC.	3,995,600	13.51%	4	Islami Bank Bangladesh PLC.	3,344.00	6.23%
5	Janata Bank PLC.	2,811,515	9.51%	5	United Commercial Bank PLC	1,499.30	2.79%
	Total	**22,792,026**	**77.07%**		**Total**	**44,504.56**	**82.88%**

Table 11: Area-wise Student Banking Accounts and Deposits

	Rural		Urban		Total
	Total	Percentage	Total	Percentage	
Number of Accounts	31,49,631	43.56%	40,80,769	56.44%	**72,30,400**
Amount of Deposits (BDT. in million)	9,030.00	26.98%	24,437.32	73.02%	**33,467.32**

(Source: Data collected from Scheduled Banks and Compiled by FID, BB)

Table 12: Regional Distribution of Student Banking Accounts and Amount of Deposits

Division	Number of Accounts	Percentage	Amount of Deposits (BDT in million)	Percentage
Dhaka	16,12,662	22.30%	13,250.91	39.59%
Chattogram	13,20,998	18.27%	6,917.01	20.67%
Rajshahi	11,50,604	15.91%	3,368.07	10.06%
Khulna	9,96,975	13.79%	2,930.05	8.75%
Barishal	4,76,949	6.60%	1,554.56	4.65%
Sylhet	4,91,137	6.79%	2,255.58	6.74%
Rangpur	8,29,664	11.47%	1,810.36	5.41%
Mymensingh	3,51,411	4.86%	1,380.77	4.13%
Total	**72,30,400**	**100.00%**	**33,467.32**	**100.00%**

(Source: Data collected from Scheduled Banks and Compiled by FID, BB)

Table 13: Gender-wise Student Banking Accounts and Deposits

	Male		Female		Total
	Total	Percentage	Total	Percentage	
Number of Accounts	39,16,255	54.16%	33,14,145	45.84%	**72,30,400**
Amount of Deposit (BDT in million)	19,314.87	57.71%	14,152.44	42.29%	**33,467.32**

(Source: Data collected from Scheduled Banks and Compiled by FID, BB)

Table 14: Bank Category-wise Student Banking Accounts and Deposits

Types of Banks	September 2026			
	Student Banking Account	Percentage	Deposit in million (BDT)	Percentage
State-owned Commercial Banks	16,83,854	23.29%	5,376.62	16.07%
Specialized Banks	2,62,167	3.63%	613.67	1.83%
Private Commercial Banks	52,81,587	73.05%	27,419.67	81.93%
Foreign Commercial Banks	2,792	0.04%	57.36	0.17%
Total	**72,30,400**	**100.00%**	**33,467.32**	**100.00%**

(Source: Data collected from Scheduled Banks and Compiled by FID, BB)

Table 15: Banks' Performance on Opening Student Banking Accounts in the Last few Quarters

Types of Banks	Sep'25	Dec'25	Mar'26	Jun'26	Sep'26	Growth Q to Q*	Growth Y to Y**
State-owned Commercial Banks	1,292,909	1,393,353	1,435,346	1,642,335	1,683,854	2.53%	30.24%
Specialized Banks	204,356	207,375	230,268	258,143	262,167	1.56%	28.29%
Private Commercial Banks	3,304,809	3,327,260	4,604,209	5,156,367	5,281,587	2.43%	59.82%
Foreign Commercial Banks	2,716	2,829	2,852	2,770	2,792	0.79%	2.80%
Total	**4,804,790**	**4,930,817**	**6,272,675**	**7,059,615**	**7,230,400**	**2.42%**	**50.48%**

(Source: Data collected from Scheduled Banks and Compiled by FID, BB)

* Quarter **Year

Table 16: Banks' Performance on Deposit of Student Banking Accounts in the Last few Quarters

(in Million)

Types of Banks	Sep'25	Dec'25	Mar'26	Jun'26	Sep'26	Growth Q to Q*	Growth Y to Y**
State-owned Commercial Banks	4,366.50	4,486.04	4,875.75	5,594.26	5,376.62	-3.89%	23.13%
Specialized Banks	535.83	540.91	693.86	907.18	613.67	-32.35%	14.53%
Private Commercial Banks	16,700.87	16,312.25	23,436.15	28,635.22	27,419.67	-4.24%	64.18%
Foreign Commercial Banks	96.62	99.61	92.60	52.10	57.36	10.10%	-40.63%
Total	**21,699.81**	**21,438.82**	**29,098.39**	**35,188.76**	**33,467.32**	**-4.89%**	**54.23%**

(Source: Data collected from Scheduled Banks and Compiled by FID, BB)

* Quarter **Year

Table 17: Top 5 Banks' Performance in Opening Student Banking Accounts and Deposits Collection

Top 5 Banks (Number of Accounts)				Top 5 Banks (Amount of Deposits)			
Sl	**Bank Name**	**Accounts**	**% of Total Accounts**	**Sl**	**Bank Name**	**Deposits (BDT in million)**	**% of Total Deposits**
1	Islami Bank Bangladesh PLC	1,627,418	22.51%	**1**	Dutch-Bangla Bank PLC.	8,943.00	26.72%
2	Dutch-Bangla Bank PLC.	1,573,116	21.76%	**2**	Islami Bank Bangladesh PLC	4,941.91	14.77%
3	Sonali Bank PLC.	598,796	8.28%	**3**	BRAC Bank PLC.	2,466.11	7.37%
4	Rupali Bank PLC.	433,796	6.00%	**4**	Sonali Bank PLC.	2,457.90	7.34%
5	Agrani Bank PLC.	387,765	5.36%	**5**	Rupali Bank PLC.	1,177.48	3.52%
Total		**4,620,891**	**63.91%**	**Total**		**19,986.40**	**59.72%**

Table 18: Bank Category-wise Student Banking Account Conversion

Category of Banks	Student Banking Accounts that completed 18 years old	Student Banking Accounts converted to General Accounts for Exceeding 25 years or Other reasons
State Owned Commercial Banks	67,368	14,429
Specialized Banks	2,315	274
Private Commercial Banks	1,429,536	55,538
Foreign Commercial Banks	150	3
Total	**1,499,369**	**70,244**

(Source: Data collected from Scheduled Banks and Compiled by FID, BB)

Table 19: Bank Accounts opened in the name of Street Urchins and Working Children

Sl.	Name of the Bank	Cumulative Number of Accounts	Cumulative amount of deposits (BDT in thousand)
1.	Sonali Bank PLC	46	9.10
2.	Agrani Bank PLC	36,063	387.78
3.	Janata Bank PLC	174	188.80
4.	Rupali Bank PLC	914	729.09
5.	Bangladesh Development Bank PLC	182	9.27
6.	Al-Arafah Islami Bank PLC	163	200.58
7.	Bank Asia PLC	148	124.46
8.	Dutch-Bangla Bank PLC	20	7.05
9.	Mercantile Bank PLC	230	3.14
10.	Mutual Trust Bank PLC	43	1.82
11.	National Bank PLC	47	15.00
12.	One Bank PLC	226	197.38
13.	Prime Bank PLC	39	2.00
14.	Pubali Bank PLC	542	30.00
15.	Social Islami Bank PLC	1,322	1,142.96
16.	City Bank PLC	147	100.00
17.	Trust Bank PLC	265	100.00
18.	Uttara Bank PLC	40	100.00
Total		**40,611**	**3,348.44**

(Source: Data collected from Scheduled Banks and Compiled by FID, BB)

Appendix B: BB Circulars used as References in this report		
Date	**Circular No.**	**Title**
17-01-2010	BRPD Circular No.-01/2010	Regarding the Opening of the Accounts for Farmers.
08-09-2010	BRPD Circular No.-29/2010	Bank Accounts for the Extreme Poor
02-11-2010	BRPD Circular Letter No.-12/2010	School Banking Accounts
11-04-2011	BRPD Circular No.-04/2011	Bank Accounts for the Freedom Fighters
19-06-2011	BRPD Circular No.-05/2011	Bank Accounts for Beneficiaries under Social Safety Net Program
28-10-2013	GBCSRD Circular No.-07/2013	Guidelines on School Banking
03-08-2015	FID Circular No.-02/2015	Opening Bank Accounts for the Dwellers of Angorpota -Dohogram and Newly Included 111 Enclaves in Bangladesh
18-06-2015	GBCSRD Circular Letter No.-07/2015	Regarding Opening 10 Taka Accounts for Small/ Marginal/ Landless/ Natural Disaster affected Farmers and Small or Micro Traders
17-12-2018	FID Circular Letter No.-02/2018	Conversion of the School Banking Accounts into General Savings Accounts
06-07-2020	FID Circular No.-02/2020	Disbursement of cash assistance to 50 Lac COVID-19 affected families during Mujibborsho
05-09-2021	FID Circular No.-02/2021	Tk. 500 Crore Refinance Scheme for 10/50/100 Tk. Account Holders
29-09-2024	FID Circular Letter No.-01/2024	Refinancing Scheme for Marginal/Landless Farmers, Low Income Professionals, School Banking Account Holders and Small Businessmen with Tk.10/50/100 Account Holders
16-03-2025	FID Circular Letter No.-01/2025	Enhancing Student Engagement in Financial Inclusion under School Banking Policy
09-02-2026	FID Circular No.-01/2026	Student Banking Guidelines

Appendix C: Initial Deposits for Opening No-Frill Accounts

	Type of No-Frill Accounts	**Reference**	**Initial Deposits (Tk.)**
1	Farmers	BRPD-01/2010	10/-
2	Extreme poor	BRPD-29/2010	10/-
3	Freedom fighters	BRPD-04/2011	10/-
4	Social Safety net allowance	BRPD-05/2011	10/-
5	Food & livelihood security	BRPD-17/2012	10/-
6	Poor rehabilitation under Ministry of Religious Affairs	GBCSRD-01/2013	10/-
7	City corporation cleaning workers	GBCSRD-03/2013	10/-
8	RMG workers	GBCSRD-05/2013	100/-
9	Leather Industry workers	GBCSRD-06/2013	100/-
10	National Service Program	BRPD-17/2010	50/-
11	Small Life Insurance Program	BRPD-08/2011	100/-
12	Blind/Physically challenged persons	GBCSRD-01/2015	10/-
13	Beneficiaries of Hindu Welfare Trust	BRPD-07/2011	10/-
14	School Banking	GBCSRD-07/2013	100/-
15	Street Urchin and Working Children	BRPD-05/2014	10/-
16	Former habitant of Sit-mahal Areas (Enclaves)	FID-02/2015	10/-
17	Others Categories (Not included in the above categories)	Banks' Discretion	10/50/100/-

Appendix D: Financial Literacy and Digital Financial Inclusion for TK. 10/50/100 Accounts

Bangladesh Bank has taken diverse financial literacy initiatives in the last decade to bring the larger portion of financially excluded population under formal financial services. To provide tailored financial literacy to the target population especially those who are marginalized and underserved, Bangladesh Bank has issued Financial Literacy Guidelines for Banks and Financial Institutions on 27th March 2022 with a 07 years roadmap. Following instructions of this Guideline, Banks and Finance Companies (FCs) are organizing various financial literacy programs, thematic campaign and allied activities throughout the country.

As per the guidelines, Bangladesh Bank sets the financial literacy theme on various contemporary significant issues half yearly- basis and provides instructions to banks and FCs to carry out necessary promotional campaigns. In line with this for the second half of 2026 (July- December), the theme *'Let financial literacy be the beginning of secure cashless transactions'* is being determined.

Banks and FCs have set *Financial Literacy Corner/ Dedicated Notice Board* in their offices/branches and added Financial Literacy Tab in their websites where different contents are provided for making awareness among the mass. They also observe Financial Literacy Day (First Monday of March) and week in every year to promote financial literacy awareness through both in- person and virtual activities.

BB has collaborated with the National Curriculam and Text Book Board (NCTB) to include a chapter on Financial Literacy in different classes of primary and secondary level. To induce saving tendency and financial awarness among the young students, banks have started Student Banking Conferences at district level across the country under the guidance of Bangladesh Bank. Banks are advised to use innovative tools, like brochures, info-graphics, advertisements (virtual/printed), live chatbots etc. and appropriate media, like workshops, websites, financial literacy corners, social media etc. to reach the targeted people efficiently. BB also encourages banks to arrange open credit disbursement program under the refinance schemes for Tk. 10/50/100 account holders. Financial literacy campaigns are aligned with these programs to ensure 'Aceess to Finance' for the specific group of people. The idea is, once they become financially literate, the low income individuals are more likely to avoid borrowing beyond their repayment capacity (over-indebtedness), resulting in lower credit risk in the financial system. Open credit disbursement programme for the marginalized people is one of the key processes to inspire banks to participate in the refinance scheme.

No-Frill Accounts have been proved to be effective in providing access to formal banking services for the low income population at a lower cost. However, due to limited outreach of banking

network, there is a big challenge to expand these services especially in the rural areas. In this context, digital financial inclusion initiatives such as internet banking, mobile financial services as well as agent banking can play significant role to take the financial services to the doorsteps of the targeted population. All these financial inclusion initiatives will upgrade the living standard of the previously underserved population of the country which will contribute significantly to our economic growth.